

Alrika Earrings

By TrendSetter Olga Haserodt


Copyright 2015 © Starman, Inc. & Artist. Not licensed for digital distribution.
Promotional use only—no resale of instructions permitted. Version 1.0

STARMAN
TRENDSETTERS

BUILDING BLOCKS OF MODERN BEADING

Combine CzechMates 4-Hole QuadraTile beads with TOHO seed beads to easily create dimensional earrings.

ABOUT THE ARTIST: OLGA HASERODT



The artist, born in Russia, has been living with her family in Germany for over 10 years. She started to work with beads in 2007. She learned most of her techniques online, so she calls herself an autodidact. The positive reactions of others to her work boosts her creativity. She the words of Confucius apply to her view of life: "Tell me, and I will forget. Show me, and I may remember. Involve me, and I will understand." <http://perlenharmonyase.blogspot.com>

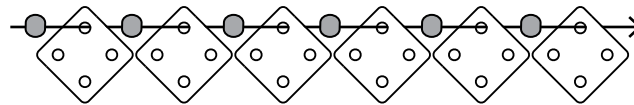


COLORWAY: Silver—CzechMates QuadraTile Dark Bronze (387-06-14415); TOHO Round 15° PermaFinish Galvanized Aluminum (TR-15-PF558); TOHO Round 11° PermaFinish Galvanized Aluminum (TR-11-PF558); TOHO Round 8° PermaFinish Galvanized Aluminum (TR-08-PF558); TOHO Round 6° Inside-Color Rainbow Crystal/Lt. Capri (TR-06-263). Topaz (not shown)—CzechMates QuadraTile Luster Rose/Gold Topaz (387-06-65491); TOHO Round 15° Bronze (TR-15-221); TOHO Round 11° Bronze (TR-11-221); TOHO Round 8° Bronze (TR-08-221); TOHO Round 6° Bronze (TR-06-221).

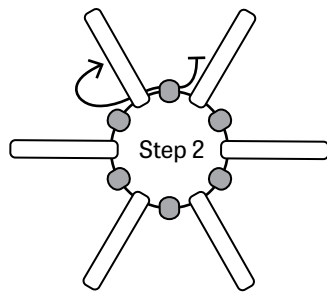
INSTRUCTIONS

1. On 1yd of thread add one SB11 and one QT. Repeat five times.
2. Pass through the first SB11 and QT added. Then jump to a QT hole along the edge of the bead.
3. Add SB11, SB8, SB11 then pass through the corresponding hole of the next QT. Repeat five times. Then jump to the hole diagonally across the QT.
4. Add SB11, SB8, SB11 then pass through the corresponding hole of the next QT. Repeat five times. Then jump to the remaining open hole of the QT.
5. Add SB15, SB11, SB6, SB11, and SB15, then pass through the corresponding hole of the next QT. Repeat five times, then pass through the first SB15, SB11, and SB6 added in this step.
6. Add SB15, SB11, SB15, earring finding, SB15, SB11, and SB15. Pass through SB6 to form a loop. Pass through all beads again for strength, then weave in to the piece and tie off.

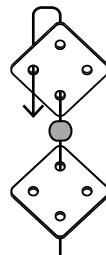
Repeat all steps to make the second earring.



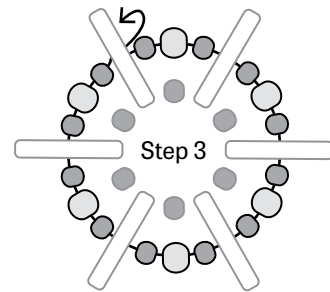
Step 1



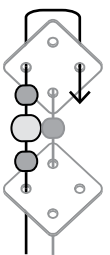
Step 2



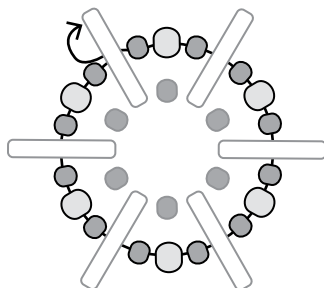
Step 2
side view



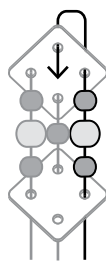
Step 3



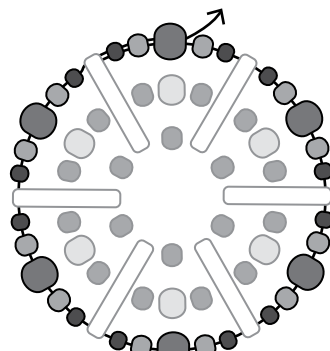
Step 3
side view



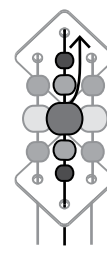
Step 4
back side



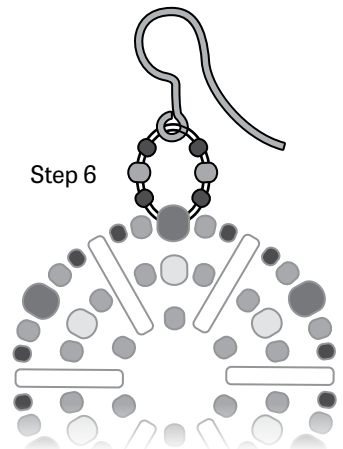
Step 4
side view



Step 5



Step 5
side view



Step 6

MATERIALS for 2 earrings

- 12 CzechMates® QuadraTiles (QT)
- 1g 15° TOHO Seed Beads (SB15)
- 2g 11° TOHO Seed Beads (SB11)
- 2g 8° TOHO Seed Beads (SB8)
- 2g 6° TOHO Seed Beads (SB6)
- 2 Earring findings
- Thread of choice