



Daisy Bracelet

Make this simple floral bracelet with new Matubo NIB-BIT beads.



Material (for one bracelet):

Matubo NIB-BIT (approx. 40 - 60 pcs)

Matubo 8/0 (approx. 40 - 60 pcs)

15/0 Japanese seed beads (approx. 1 gram)

11/0 Japanese seed beads (approx. 3,5 grams)


Jump rings

A piece of jewelry chain (optional)

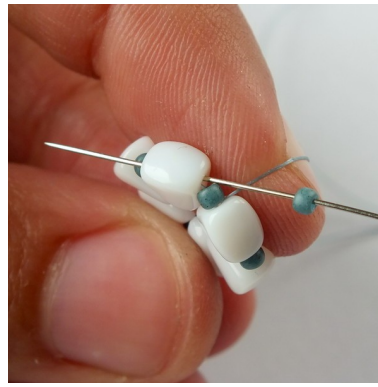
Clasp

Beading needle and thread (Fireline)


Difficulty: For beginners




1) String six NIB-BIT beads (narrow side first). Slide them to the end of the thread and tie a square knot to form a circle.



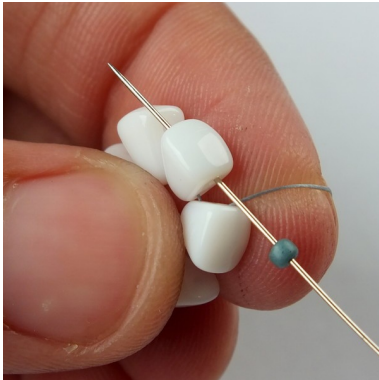
6) Then add one more row of 11/0s by repeating steps 3 - 5.



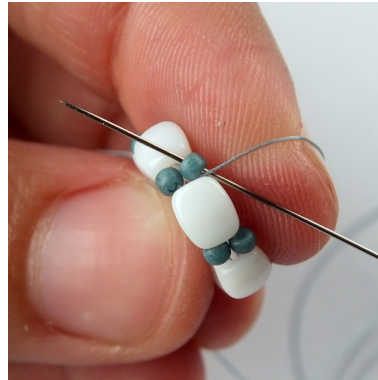
2) Pass through the upper hole of the nearest NIB-BIT bead.



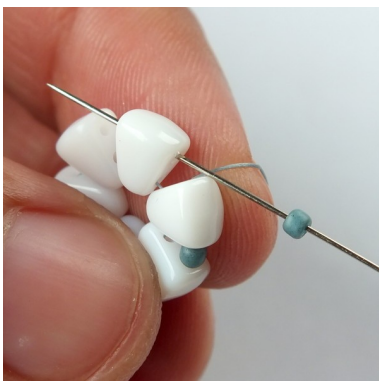
7) There should be two 11/0s in each gap.



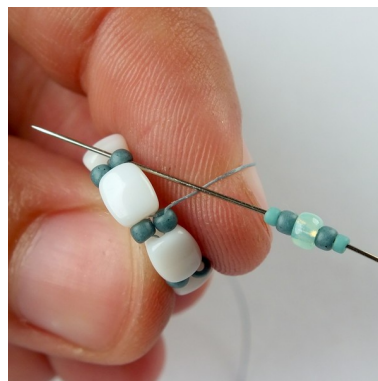
3) Add one 11/0 and pass through the upper hole of the next NIB-BIT bead.




8) When you reach the end of the row, pass through the first 11/0 you added in this row.




4) Repeat step 3 ...




9) Add one 15/0, one 11/0, one 8/0, one 11/0 and one 15/0 and pass through the next 11/0 on the same side of the circle.



5) ... until you reach the end of the row.




10) Repeat step 9 ...




11) ... until you reach the end of the row.



12) At the end of the row pass through the first 15/0, 11/0 and 8/0 you added in this row.



13) Add one 11/0 and one 15/0 and pass through the next "unused" 11/0 between NIB-BIT beads.



14) Add one 15/0 and one 11/0 and pass through the next 8/0 from the previous row.



15) Repeat steps 13 and 14, until you reach the end of the row. Tie a few half-hitch knots and cut off all the remaining thread. The first component is finished.

For one bracelet, you will need 6 - 9 these components. Make all of them and then connect them together with jump rings. There are two ways you can do that:



1) Components are connected by one jump ring, the clasp is attached by a jump ring to the 8/0 bead at the end of the bracelet).

2) Components are connected by two jump rings, the clasp is attached by two pieces of jewelry chain, which are attached by jump rings to the two 8/0 beads at the end of the bracelet.



White/turquoise bracelet:
NIB-BIT 02010

TOHO 11/0 Semi Glazed - Blue Turquoise, TR-11-2605F
TOHO 15/0 Semi Glazed - Turquoise, TR-15-2604F
Matubo 8/0 61100/81800



Bronze bracelet:

NIB-BIT 23980/14415 and 03000/15695
TOHO 11/0 Gold-Lustered Montana Blue TR-11-204
TOHO 15/0 Olympic Bronze TR-15-224
Matubo 8/0 20500/84110